

RG-EG105GW(T)

Reyee AC1300 Wireless All-in-One Business Router

DATASHEET



Highlights

- A professional wireless router for small size businesses.
- Power on, business on, easy to set up the whole network by Ruijie Cloud APP.
- Press button, Reyee Mesh networking done.
- Easy to customize portal page, what you see is what you get.
- Decent design, flexible installation on desktop or wall.
- Secure access internal NVR/IPC remotely, even dynamic or private IP on uplink.

Highlight Features

RG-EG105GW(T)

Small Size, Strong Ability

A professional wireless router for small size businesses.



Wi-Fi 5
1267Mbps



Reyee Mesh
Technology



4 WAN
Load Balancing



IPSec, OpenVPN,
L2TP, PPTP, etc.



Multiple
VLAN

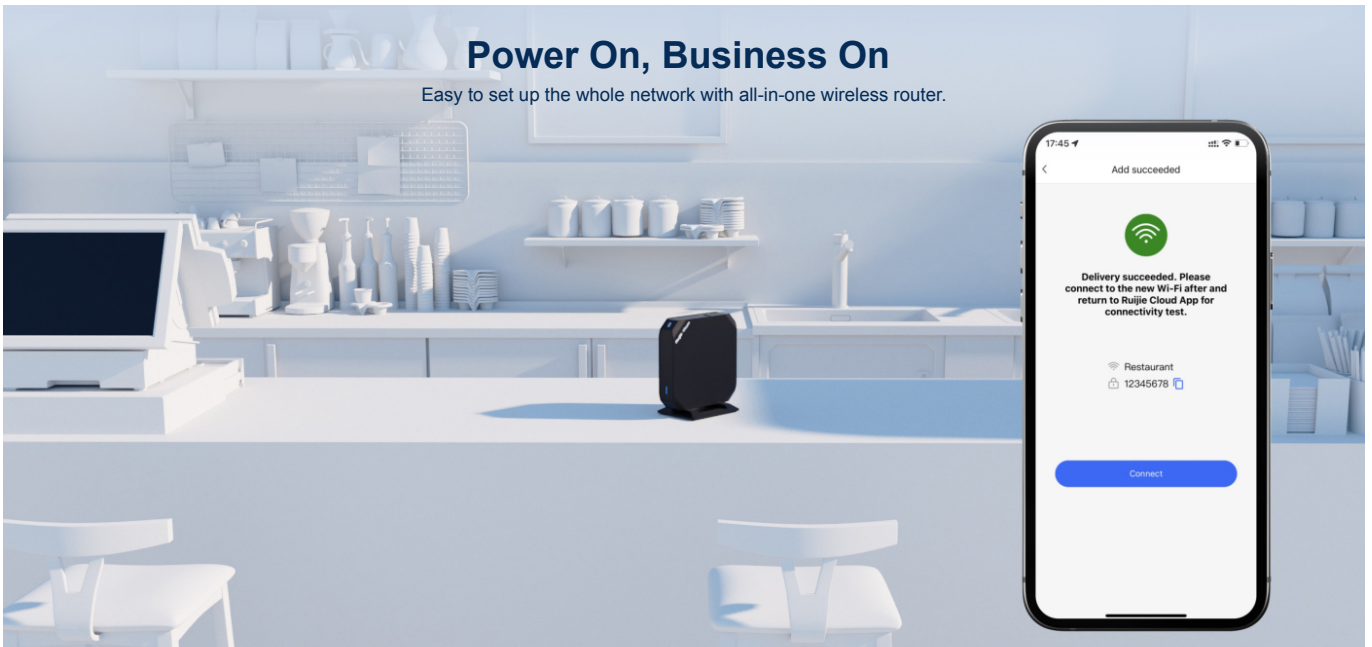


Free Cloud
Management



Power On, Business On

Easy to set up the whole network with all-in-one wireless router.



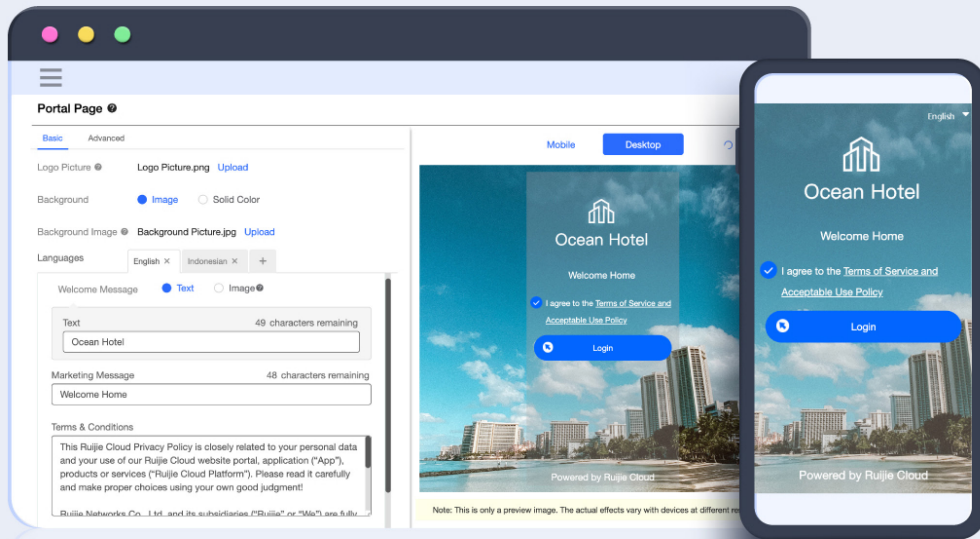
Press Button, Reyee Mesh Networking Done

Less wiring, more relaxing.



Highlight Features

Customize Portal Page, What You See is What You Get



Decent Design, Flexible Installation

Desktop(vertical)

Desktop(horizontal)

Wall Mount



Highlight Features

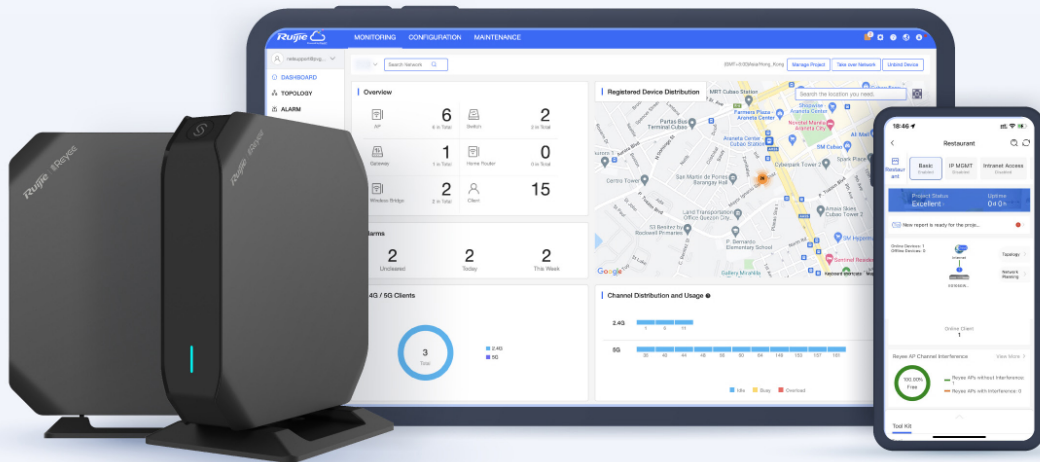
Secure Access Internal Device Remotely

No matter dynamic or even private IP on gateway WAN port,
Securely monitoring the NVR/IPC/Internal Server anytime from anywhere.



Cloud, Make Your Business Easy

- Reeye free DDNS
- Cloud portal authentication
- Remote monitoring and maintenance
- Upgrade firmware via Cloud
- APP library dynamic update



Specifications

Model	RG-EG105GW(T)
Basic	
Number of Fixed WAN Ports	1
Number of Fixed LAN Ports	1
Number of WAN Ports	4
Number of LAN Ports	4
WAN Port Rate	10/100/1000 BASE-T
LAN Port Rate	10/100/1000 BASE-T
Number of LAN/WAN Ports	3
Number of 10/100/1000BASE-T Ports	5
Number of 10/100/1000/2500BASE-T Ports	NA
Number of 100/1000/2.5G/5G/10GBASE-T Ethernet port	NA
Number of 1 Gbps Optical Ports (SFP)	NA
Number of 10 Gbps Optical Ports (SFP+)	NA
Total Number of RJ45 Ports	5
Total Number of Optical Ports	NA
Management Port	NA
PoE	No
PoE Standard	NA
Max. PoE Power Budget	NA
Max. Number of PoE Ports	NA
Max. Power Output per PoE Port	NA
Dimensions (W x D x H)	120 mm × 120 mm × 28 mm (without mounting plate)
Net Weight	0.251 Kg

Model	RG-EG105GW(T)
Hardware specification	
Flash Memory	32 MB SPI NOR FLASH
SDRAM	256 MB
CPU	880 MHz
Mounting	Desktop/Wall
LEDs	1 × System LED indicator 3 × Mesh LED indicator
Reset Buttons	Yes
DC Power Connector Size	Outer Diameter: 5.5 mm Inner Diameter: 2.1 mm Length: 10 mm
Cooling	Natural heat dissipation
Number of Fans	Fanless
Airflow	NA
Fan Status Monitoring	NA
Operating Temperature	0°C to 40°C (32°F to 104°F)
Storage Temperature	-40°C to +70°C (-40°F to +158°F)
Operating Humidity	5% to 95% (non-condensing)
Storage Humidity	5% to 95% (non-condensing)
IP Rating	IP30
Power Supply Surge Protection	NA
Port Surge Protection	±4 kV (level R PASS)
Recommended Concurrent Clients	150
Hard Disk Drive	NA
USB	1 (USB2.0)
Max. Power Consumption	15 W

Model	RG-EG105GW(T)
PoE	No
Max. PoE Power Budget	NA
Max. Number of PoE Ports	NA
Max. Power Output per PoE Port	NA
PoE Power Pins	No
Power Supply	DC 12V/1.5A
Internet Connection Type	PPPoE DHCP Static IP
Access Mode Auto Detection	Yes
Wi-Fi Support	Yes
2.4 GHz Band	Yes
5 GHz Band	Yes
Wi-Fi Protocols (2.4 GHz)	Wi-Fi4:IEEE 802.11b/g/n
Wi-Fi Protocols (5 GHz)	Wi-Fi4: IEEE 802.11a/n Wi-Fi5: IEEE 802.11ac Wave2
Wi-Fi Protocols (11AX)	N/A
Wireless Data Rates	1267 Mbps
Wireless Data Rate (2.4 GHz)	400 Mbps
Wireless Data Rate (5 GHz)	867 Mbps
Operating Frequency Bands	2.400 GHz to 2.4835 GHz 5.150 GHz to 5.350 GHz, 5.470 GHz to 5.725 GHz, 5.725 GHz to 5.850 GHz
Antenna Type	Built-in
Omni-directional	yes
2.4 GHz Antenna Gain	3.0 dBi
5 GHz Antenna Gain	4.0 dBi

Model	RG-EG105GW(T)
Optimal Coverage	40m Note: This is a reference value in an unobstructed laboratory environment
Recommended Wi-Fi Coverage Range (2.4 GHz)	40m Note: This is a reference value in an unobstructed laboratory environment
Recommended Wi-Fi Coverage Range (5 GHz)	40m Note: This is a reference value in an unobstructed laboratory environment
2.4 GHz Spatial Streams	2 spatial streams, 2x2 MIMO
5 GHz Spatial Streams	2 spatial streams, 2x2 MIMO
2.4 GHz Channel Width	Auto/20/40 MHz
5 GHz Channel Width	Auto/20/40/80 MHz
2.4 GHz Max. Transmit Power	26 dBm
5 GHz Max. Transmit Power	26 dBm
Power Adjustment	Yes
Modulation	OFDM: BPSK@6/9 Mbps, QPSK@12/18 Mbps, 16QAM@24 Mbps, 64QAM@48/54 Mbps DSSS: DBPSK@1 Mbps, DQPSK@2 Mbps, and CCK@5.5/11 Mbps MIMO-OFDM: BPSK, QPSK, 16QAM, 64QAM, 256QAM
Receiver Sensitivity	11b: -91dBm(1Mbps), -88dBm(5.5Mbps), -85dBm(11Mbps) 11a/g: -89dBm(6Mbps), -80dBm(24Mbps), -76dBm(36Mbps), -71dBm(54Mbps) 11n: -83dBm(MCS0), -65dBm(MCS7), -83dBm(MCS8), -65dBm(MCS15) 11ac: 20MHz: -83dBm(MCS0), -57dBm(MCS9) 11ac: 40MHz: -79dBm(MCS0), -57dBm(MCS9) 11ac: 80MHz: -76dBm(MCS0), -51dBm(MCS9)
Concurrent Wireless Clients	60
2.4 GHz Concurrent Clients	16
5 GHz Concurrent Clients	64

Model	RG-EG105GW(T)
Software Features	
PPPoE Username and Password Learning	Yes
Throughput	600Mbps
PPPoE Client	Yes
PPPoE Server	Yes
Max. Number of PPPoE Accounts	50
PPPoE Concurrent Connection Limit	15
IP Address Routing based by ISP	Yes
WAN IP Conflict Avoidance	Yes
MAC Address Cloning	Yes
VLAN	Yes
Max. Number of VLANs	16
Port-based VLAN	Yes
Super VLAN	No
VLAN Priority	Yes
Bandwidth Aggregation	Yes
default with Multi VLAN	No
In-Room Screen Sharing	No
Port Mapping	Yes
Number of Port Mapping Rule	256
NAT Loopback	Yes
Link Aggregation	No
LAN Link Aggregation	No
AC Mode	No
Behavior Management	Yes

Model	RG-EG105GW(T)
Cloud Print	Yes
Application Identification	Yes
Application Priority	Yes
Application Cache	No
Application Control (Yes Time/IP-based Policy)	Yes
Traffic Audit	Yes
Anti Network Sharing(Modify TTL)	Yes
Network-wide Client Management	No
Network Supervision	No
Log Retention	No
Log Audit	Yes
Log Upload	Yes
Log Server	Yes
Maintenance and Fault Diagnosis	Yes
Web Authentication	No
SMS Authentication	Yes
Password-based Authentication	Yes
Portal Authentication	Yes
802.1X	No
One-Click Authentication	Yes
Local Portal Authentication	Yes
Voucher Authentication on Ruijie Cloud	No
Local Mode of Authentication on Ruijie Cloud	No
Custom Portal	Yes

Model	RG-EG105GW(T)
RADIUS Client	Yes
RADIUS Proxy	Yes
Support Authentication Via Radius	No
Support duration/traffic Accounting Via Radius	No
Support Flowctrl Authorization Via Radius	No
Support User Group Authorization Via Radius	No
Support duration/traffic quota Via Radius	No
Support PAP Authentication	No
Support CHAP/MS-CHAPV1/MS-CHAPV2 Authentication	No
Support MAC Authentication for Radius	No
Third-Party API Integration	No
IPTV	Yes
L2TP VPN	Yes
PPTP VPN	Yes
IPsec VPN	Yes
OpenVPN	Yes
Number of Universal VPN Accounts for L2TP, PPTP, and OpenVPN	100
IPSec VPN Performance (bi-direction, Typical Packets) IPV4	24 Mbps
L2TP VPN Performance (bi-direction, Typical Packets)	140 Mbps
PPTP VPN Performance (bi-direction, Typical Packets)	140 Mbps
OPENVPN Performance (bi-direction, Typical Packets)	24 Mbps

Model	RG-EG105GW(T)
Number of IPsec VPN Tunnels	8
Number of OpenVPN Tunnels	8
Number of L2TP VPN Tunnels	8
Number of PPTP VPN Tunnels	8
VPN HQ/Branch Interconnection	Yes
EasyVPN 1.0	No
Number of EasyVPN Tunnels	N/A
SSL VPN	N/A
Number of SSL VPN Tunnels	N/A
RIPng	Yes
RIP	Yes
OSPFv2	No
OSPFv3	No
WAN Failover	Yes
Static Routing	Yes
Equal Cost Multi-Path Routing	N/A
Policy-Based Routing (PBR)	Yes
Interface Active/Standby Switchover	Yes
WAN Load Balancing	Yes
IP-based Load Balancing	Yes
Session-based Load Balancing	Yes
Real-Time Load-based Load Balancing	Yes
DHCP Server	Yes
DHCP Client	Yes
DHCP Snooping	N/A

Model	RG-EG105GW(T)
DHCP Relay	N/A
DNS Client	Yes
DNS Server	Yes
DNS Proxy	Yes
NTP Client	Yes
Oray DDNS	N/A
DynDNS	Yes
No-IP DDNS	Yes
Ruijie DDNS	Yes
3322 DDNS	Yes
Aliyun DDNS	Yes
Cloudflare	Yes
NAT	Yes
NAPT	Yes
UPnP	Yes
SNMP	Yes
ACL	Yes
Time-based ACL	Yes
IPv6 ACL	Yes
Block LAN/WAN Ping	Yes
IP-MAC Binding	Yes
MAC Address Filtering	Yes
Session Limit	Yes
Fraggle Attack Defense	Yes
Teardrop Attack Defense	Yes

Model	RG-EG105GW(T)
Malformed Packet Attack Defense	Yes
Land Attack Defense	Yes
Smurf Attack Defense	Yes
SYN Flood Attack Defense	Yes
Security Zone	Yes
Security Logs	Yes
Upgrade via App	Yes
Reboot via App	Yes
Scheduled Reboot	Yes
HTTPS Login	Yes
Upgrade via eWeb	Yes
Upgrade via Ruijie Cloud	Yes
Configuration Backup	Yes
Factory Reset	Yes
Language	Yes
Self-Organizing Network (SON)	Yes
Device Management	Yes
No. of Devices Managed in Router Mode	150
No. of Devices Managed in AC Mode	N/A
Wireless Intelligent Optimization (WIO)	Yes
Flow Control	Yes
NAT ALG	Yes
anyIP	N/A
Remote Check on App	Yes
ARP Table Size	1024

Model	RG-EG105GW(T)
ARP Binding	Yes
Ping	Yes
Blocklist and Allowlist	Yes
WAN/LAN Conversion	Yes
Link Detection	Yes
Multi WAN with same subnet	Yes
Max. Number of Concurrent Connections	12000
SIP ALG	Yes
SD-WAN	Yes
Number of SD-WAN Tunnels	24
Number of branches supported by SD-WAN	8
SD-WAN performance	80Mbps
IPv6	Yes
App Management	Yes
Web Management	Yes
Ruijie Cloud Management	Yes
Stateful Firewall	Yes
Website filtering	Yes
Website Auditing	Yes
WMM	Yes
Layer 2 Client Isolation	Yes
Disconnecting Clients with a Low RSSI	Yes
RSSI Threshold for Client Access	Yes
Package Contents	

Model	RG-EG105GW(T)
Power Adapter	Yes
Mounting Brackets	1 (With 4 Foot Pads)

Ruijie | Rcycc

 **Redefine your easy network**

Copyright ©2000-2024 Ruijie Networks Co., Ltd. All rights reserved.

No part of this document may be reproduced or transmitted in any form or any means without prior written consent of Ruijie Networks Co., Ltd.

Notice

This content is applicable only to regions outside the China mainland. Ruijie Networks Co., Ltd. reserves the right to interpret this content.

The information contained herein is subject to change without notice. Nothing herein should be construed as constituting an additional warranty. Ruijie Networks Co., Ltd. shall not be liable for technical or editorial errors or omissions contained herein.



Ruijie Networks Co., Ltd.
Website: <https://reyee.ruijie.com/en-global>