

RG-RAP2260(E)

Reyee Wi-Fi 6 AX3200

Indoor Access Point

DATASHEET



Highlights

- Build ultra-high performance network with 3202 Mbps wireless throughput.
- Client connections over 500, provide higher practical performance for users as well.
- Boost Internet Speed with 2.5 Gbps uplink.
- Easily install extra AP with Reyee Mesh technology.
- Set up Wi-Fi 6 network in 3 minutes with Ruijie Cloud APP.

Highlight Features

Easily Build Your Ultra-High Performance Network in High-Density Environment

Interface

Installation



WiFi 6 AX3200
Wi-Fi 6

2.5Gbps
Wired Uplink

4x4 MIMO 4x4
MU-MIMO

Reye Mesh
Technology

Free Cloud
Management

Easily Build Your Ultra-High Performance Network in High-Density Environment

Interface

Installation



WiFi 6 AX3200
Wi-Fi 6

2.5Gbps
Wired Uplink

4x4 MIMO 4x4
MU-MIMO

Reye Mesh
Technology

Free Cloud
Management

Highlight Features


Provide Higher Practical Performance for Users

Reyee RG-RAP2260(E) AP's 2.4GHz and 5GHz radio outperformed the Ubiquiti U6-LR dramatically in both the transmit and receive tests. *



* Source: Tolly Test Report #221153 November 2021

4x4:4 MIMO Wi-Fi 6 Access Point Wireless Performance - Single Client - 2.4GHz Radio (as reported by Keysight IxChariot)

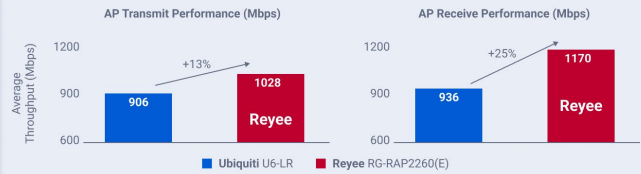


Note: Average of two runs. AP and client in shielded chamber. 20 streams. All tests run on auto channel with 40MHz bandwidth. One desktop with the ASUS PCE-AC88 802.11ac Network Adapter was used as the client.

Source: Tolly, October 2021

Figure 1

4x4:4 MIMO Wi-Fi 6 Access Point Wireless Performance - Single Client - 5GHz Radio (as reported by Keysight IxChariot)



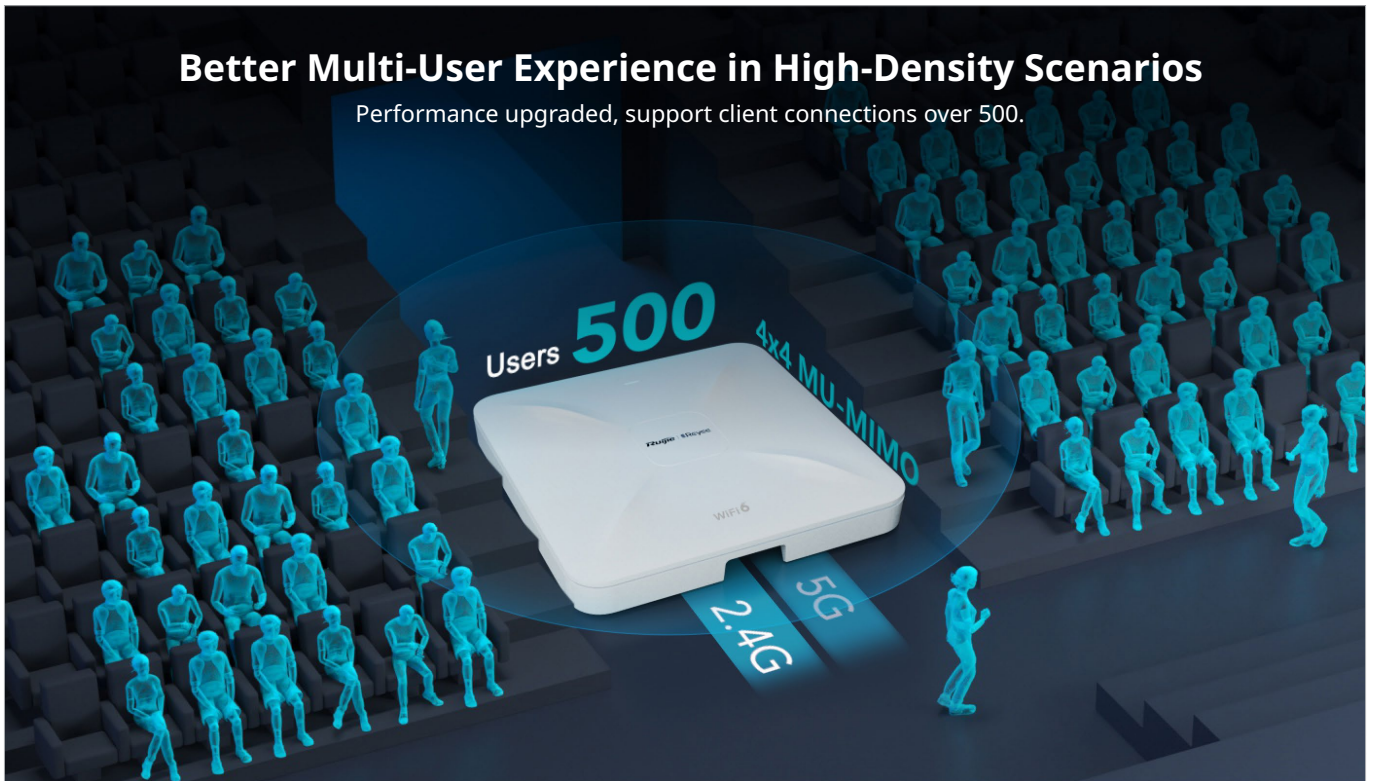
Note: Average of two runs. AP and client in shielded chamber. 20 streams. All tests run on auto channel with 80MHz bandwidth. One desktop with the ASUS PCE-AC88 802.11ac Network Adapter was used as the client.

Source: Tolly, October 2021

Figure 2

Better Multi-User Experience in High-Density Scenarios

Performance upgraded, support client connections over 500.




Highlight Features

Boost Your Internet Speed with 2.5Gbps Uplink

Build network for future, protect your investments.

Wireless 3200Mbps

Wired 2500Mbps



Easily Install Extra AP with Reyee Mesh

Less wiring, more relaxing.



Highlight Features

Easily Set Up Your Wi-Fi 6 Network in 3 Minutes

With SON (Self-organizing Network) technology, easily set up a whole Wi-Fi network by Ruijie Cloud APP.



Cloud, Make Your Business Easy

- Self-organizing network
- Centralized network management
- Scenario based configuration
- Cloud portal authentication
- Remote monitoring and maintenance



Specifications

Hardware Specifications

Model	RG-RAP2260(E)
Radio	Dual-stream dual-band
Protocol	Wi-Fi 6 (IEEE 802.11ax) Wi-Fi 5 (IEEE 802.11ac Wave 2/Wave1) Wi-Fi 4 (IEEE 802.11n) 802.11a/b/g
Operating Bands	802.11b/g/n: 2.4 GHz ~ 2.4835 GHz 802.11a/n/ac/ax : 5 GHz:5.150 GHz~5.350 GHz, 5.725 GHz: 5.850 GHz (country specific)
Antenna	Built-in Omnidirectional Antennas (2.4 GHz: 3dBi, 5 GHz: 3dBi)
Spatial Streams	2.4GHz: 4x4 MIMO 5GHz: 4x4 MIMO
Max Throughput	Up to 800 Mbps at 2.4 GHz Up to 2402 Mbps at 5 GHz 3.202 Gbps per AP
Modulation	OFDM: BPSK@6/9 Mbps, QPSK@12/18 Mbps, 16QAM@24 Mbps, 64QAM@48/54 Mbps DSSS: DBPSK@1 Mbps, DQPSK@2 Mbps, and CCK@5.5/11 Mbps MIMO-OFDM: BPSK, QPSK, 16QAM, 64QAM, 256QAM and 1024QAM OFDMA
Receive Sensitivity	11b: -96 dBm(1 Mbps), -93 dBm(5 Mbps), -89 dBm(11 Mbps) 11a/g: -91 dBm(6 Mbps), -85 dBm(24 Mbps), -80 dBm(36 Mbps), -74 dBm(54 Mbps) 11n: -90 dBm(MCS0), -70 dBm(MCS7), -89 dBm(MCS8), -68 dBm(MCS15) 11ac: 20MHz: -88 dBm(MCS0), -63 dBm(MCS9) 40MHz: -85 dBm(MCS0), -60 dBm(MCS9) 80MHz: -85 dBm(MCS0), -60 dBm(MCS9) 11ax: 80MHz: -82 dBm(MCS0), -57 dBm(MCS9), -52 dBm(MCS11)
Max. Transmit Power	Frequency bands using and the max EIRP: Note: Country specific restrictions apply European Union & United Kingdom 2400-2483.5 MHz, EIRP ≤ 20 dBm 5150-5350 MHz, EIRP ≤ 23 dBm 5470-5725 MHz, EIRP ≤ 30 dBm United States: 2400-2483.5 MHz, max output power ≤ 30 dBm & EIRP ≤ 36 dBm 5150-5250 MHz, max output power ≤ 30 dBm & EIRP ≤ 36 dBm 5250-5350 MHz, max output power < 24 dBm & EIRP ≤ 30 dBm 5470-5725 MHz, max output power < 24 dBm & EIRP ≤ 30 dBm 5725-5825 MHz, max output power ≤ 30 dBm & EIRP ≤ 36 dBm

Specifications

Hardware specifications

Model	RG-RAP2260(E)
Max. Transmit Power	Myanmar : 2400-2483.5 MHz, EIRP ≤ 23 dBm 5725-5825 MHz, EIRP ≤ 30 dBm Thailand: 2400-2483.5 MHz, EIRP ≤ 20 dBm 5150-5350 MHz, EIRP ≤ 23 dBm 5470-5725 MHz, EIRP ≤ 30 dBm 5725-5825 MHz, EIRP ≤ 30 dBm Indonesia: 2400-2483.5 MHz, EIRP ≤ 27 dBm 5150-5350 MHz, EIRP ≤ 23 dBm 5725-5825 MHz, EIRP ≤ 23 dBm Egypt: 2400-2483.5 MHz, EIRP ≤ 20 dBm 5150-5350 MHz, EIRP ≤ 23 dBm"
Dimensions	220 mm×220 mm×35 mm (excluding mounting kits)
Weight	1.05 kg (excluding mounting kits)
Service Ports	1 x 10/100/1000M/2.5G Base-T (PoE In); 1 x 10/100/1000M Base-T
LED Indicator	Single indicator (green light)
Power Supply	Local power supply, DC 12V/ 1.5A (Note: The power adapter is sold as an optional accessory), 802.3at PoE (Warning: 802.3af or non-standard POE adapter may cause unknown issues. Please use Ruijie POE+ switch or 802.3at POE adapter as power supplier)
Power Consumption	≤ 25.4W
Environment	Operating temperature: 0°C~40°C Storage temperature: -40°C~70°C Operating humidity: 5%~95% (non-condensing) Storage humidity: 5%~95% (non-condensing)
Installation	Ceiling/wall-mountable
Safety Standard	GB4943, IEC 62368-1

Specifications

Hardware specifications

Model	RG-RAP2260(E)
EMC Standard	GB9254, EN301 489, EN50155, EN50121, EN55032, EN61000, EN55035
Vibration Standard	IEC61373
Radio Standard	EN300 328, EN301 893
MTBF	>400000H

Software Features

Operating Mode	AP mode and routing mode
WLAN	Maximum number of clients: 512
	Recommended number of clients: 120
	Up to 8 SSIDs
	Support SSID hiding Configuring the authentication mode encryption mechanism VLAN attributes for each SSID
	SSID-based and radio-based STA limit
	Support Layer 2 user isolation
Roaming	Support Layer 2 and Layer 3 roaming
Security	Support PSK authentication
	Support static Blocklists and Allowlists
	Support 802.1x
	Support WPA-PSK, WPA2-PSK, WPA/WPA2-PSK, WPA-Enterprise, WPA2-Enterprise, WPA/WPA2-Enterprise, OWE, WPA3-SAE, WPA2-PSK/WPA3-S
	Support Blocklists / Allowlists Maximum 256 rules per SSID Maximum 1024 rules per AP
Routing	Support static IP address, DHCP, PPPoE Dial Up
Default Access/password	10.44.77.254 The factory status password: admin

Specifications

Software Features

Model	RG-RAP2260(E)
Management and maintenance	Support unified networking of all network equipment Support local or remote management with Ruijie Cloud app Support local management with web Support remote management with Ruijie Cloud platform
Platform management features	Automatic RF adjustment via the platform
	Unified configuration via the platform
	Unified monitoring via the platform
WDS	Support

Package Contents

Device	RG-RAP2260(E)
Mounting Bracket	1
Cross Pan Head Screw	2
Expansion Anchor	2
Quick Start Guide	1
Warranty Card	1
Package Weight	1.43kg
Package Dimension (w x d x h)	290 mm x 290 mm x 71 mm

Ruijie | Rcycc

 **Redefine your easy network**

Copyright ©2000-2024 Ruijie Networks Co., Ltd. All rights reserved.

No part of this document may be reproduced or transmitted in any form or any means without prior written consent of Ruijie Networks Co., Ltd.

Notice

This content is applicable only to regions outside the China mainland. Ruijie Networks Co., Ltd. reserves the right to interpret this content.

The information contained herein is subject to change without notice. Nothing herein should be construed as constituting an additional warranty. Ruijie Networks Co., Ltd. shall not be liable for technical or editorial errors or omissions contained herein.



Ruijie Networks Co., Ltd.
Website: <https://reyee.ruijie.com/en-global>